

## City of Smithville 5 Year Capital Improvement Plan



Plan Prepared by City of Smithville Finance and Administration Departments

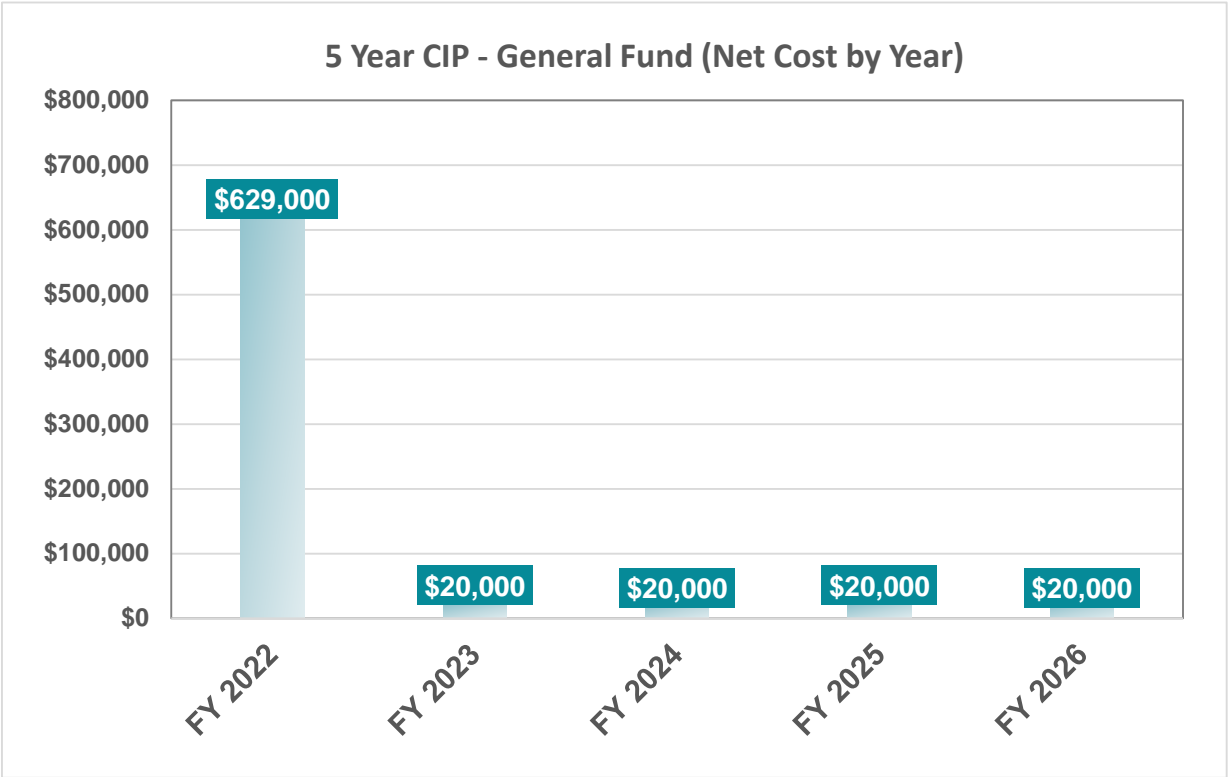
## Table of Contents

| Section  | Budget Book Page Number |
|--|-------------------------|
| General Fund ----- 5 Year Summary  |                         |
| General Fund ----- 5 Year Summary Graph                                      |                         |
| General Fund ----- Pending Projects Outside 5 Year CIP                       |                         |
| Combined Water & Wastewater Fund ----- 5 Year Summary                        |                         |
| Combined Water & Wastewater Fund ----- 5 Year Summary Graph                  |                         |
| Combined Water & Wastewater Fund ----- Pending Projects Outside 5 Year CIP   |                         |
| Water Impact Projects ----- 5 Year Summary                                   |                         |
| Water Impact Projects ----- 5 Year Summary Graph                             |                         |
| Water Impact Projects ----- Pending Projects Outside 5 Year CIP              |                         |
| Sewer Impact Projects ----- 5 Year Summary                                   |                         |
| Sewer Impact Projects ----- 5 Year Summary Graph                             |                         |
| Sewer Impact Projects ----- Pending Projects Outside 5 Year CIP              |                         |
| Transportation Sales Tax Fund ----- 5 Year Summary                           |                         |
| Transportation Sales Tax Fund ----- 5 Year Summary Graph                     |                         |
| Transportation Sales Tax Fund ----- Pending Projects Outside 5 Year CIP      |                         |
| Debt Service Fund ----- 5 Year Summary                                       |                         |
| Debt Service Fund ----- 5 Year Summary Graph                                 |                         |
| Capital Improvement Sales Tax Fund ----- 5 Year Summary                      |                         |
| Capital Improvement Sales Tax Fund ----- 5 Year Summary Graph                |                         |
| Capital Improvement Sales Tax Fund ----- Pending Projects Outside 5 Year CIP |                         |
| Park & Stormwater Sales Tax Fund ----- 5 Year Summary                        |                         |
| Park & Stormwater Sales Tax Fund ----- 5 Year Summary Graph                  |                         |
| Park & Stormwater Sales Tax Fund ----- Pending Projects Outside 5 Year CIP   |                         |
| American Rescue Plan Act Fund ----- Pending Projects Outside 5 Year CIP      |                         |
| American Rescue Plan Act Fund ----- 5 Year Summary                           |                         |
| Capital Projects Fund ----- 5 Year Summary                                   |                         |
| Capital Projects Fund ----- 5 Year Summary Graph                             |                         |

### 5 Year Capital Improvement Plan - General Fund

| Capital Improvement Project Name                  | Dept Name              | FY 2022          | FY 2023         | FY 2024         | FY 2025         | FY 2026         |
|---|------------------------|------------------|-----------------|-----------------|-----------------|-----------------|
| Campground Electrical Upgrade (Phases II and III) | Parks & Recreation     | \$75,000         | -               | -               | -               | -               |
| GIS/Asset Management                              | Public Works - Streets | \$100,000        | -               | -               | -               | -               |
| Vehicle & Equipment Replacement Fund Transfer     | Public Works - Streets | \$20,000         | \$20,000        | \$20,000        | \$20,000        | \$20,000        |
| Public Work/Streets Facility Engineering          | Public Works - Streets | \$250,000        | -               | -               | -               | -               |
| Records Management System (Complete Project)      | Police                 | \$19,000         | -               | -               | -               | -               |
| Transportation Master Plan (Complete Project)     | Public Works - Streets | \$60,000         | -               | -               | -               | -               |
| Streetscape Phase 2 (Complete Project)            | Public Works - Streets | \$105,000        | -               | -               | -               | -               |
| <b>Grand Total</b>                                |                        | <b>\$629,000</b> | <b>\$20,000</b> | <b>\$20,000</b> | <b>\$20,000</b> | <b>\$20,000</b> |

| Project Totals By City Department | FY 2022          | FY 2023         | FY 2024         | FY 2025         | FY 2026         |
|-----------------------------------|------------------|-----------------|-----------------|-----------------|-----------------|
| Parks & Recreation                | \$75,000         | -               | -               | -               | -               |
| Public Works - Streets            | \$535,000        | \$20,000        | \$20,000        | \$20,000        | \$20,000        |
| Police                            | \$19,000         | -               | -               | -               | -               |
| <b>Grand Total (Net Cost)</b>     | <b>\$629,000</b> | <b>\$20,000</b> | <b>\$20,000</b> | <b>\$20,000</b> | <b>\$20,000</b> |



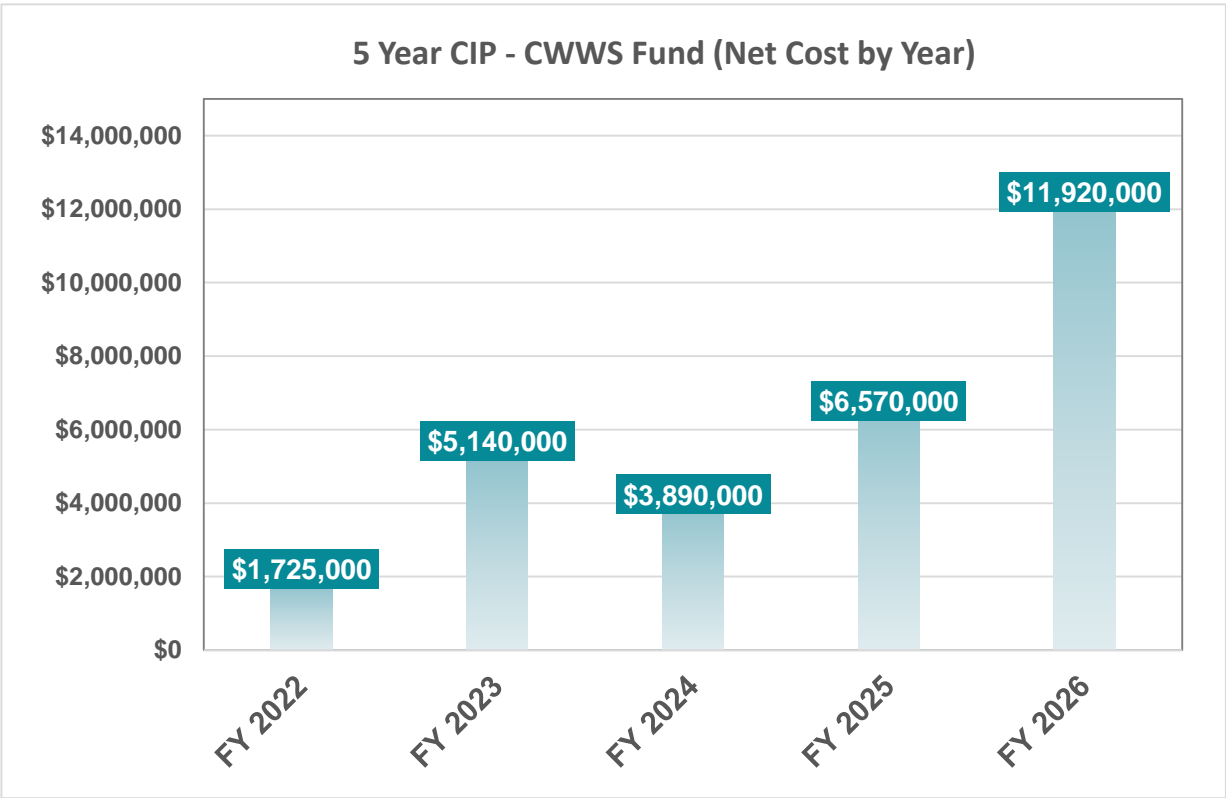
| 5 Year CIP Total |
|------------------|
| \$709,000        |

**Pending Projects Outside 5 Year CIP - General Fund**

| Pending Projects                                  | Department Name | Cost Estimate    |
|---|-----------------|------------------|
| City Hall Improvements - Police Reconfiguration   | Police          | \$245,000        |
| Police Dept Building - Engineering & Construction | Police          | To Be Determined |
| INCODE 10 Software Upgrade                        | Finance         | \$50,000         |
| Streets & Parks Facility Building Construction    | P&R/PW          | \$4,000,000      |
| Grand Total (Net Cost)                            |                 | \$4,295,000      |

## 5 Year Capital Improvement Plan - Combined Water and Wastewater Fund

| Capital Improvement Project Name                                    | Dept Name                | FY 2022            | FY 2023            | FY 2024            | FY 2025            | FY 2026             |
|---|--------------------------|--------------------|--------------------|--------------------|--------------------|---------------------|
| Vehicle & Equipment Replacement Fund Transfer                       | Public Works - Utilities | \$20,000           | \$20,000           | \$20,000           | \$20,000           | \$20,000            |
| Complete Authorizations No. 89, No. 92, and No. 93                  | Public Works - Utilities | \$185,000          | -                  | -                  | -                  | -                   |
| Highland Drive Sewer Improvements ( <b>Construction</b> )           | Public Works - Utilities | \$100,000          | -                  | -                  | -                  | -                   |
| 4th Street and 4th Terrace ( <b>Engineering</b> )                   | Public Works - Utilities | \$60,000           | -                  | -                  | -                  | -                   |
| 4th Street and 4th Terrace ( <b>Construction</b> )                  | Public Works - Utilities | \$300,000          | -                  | -                  | -                  | -                   |
| Floating Aerator  | Public Works - Utilities | \$200,000          | -                  | -                  | -                  | -                   |
| Water Plant Lagoon Cleaning   | Public Works - Utilities | \$150,000          | -                  | -                  | -                  | -                   |
| HVAC System (Wastewater Plant)                                      | Public Works - Utilities | \$20,000           | -                  | -                  | -                  | -                   |
| GIS/Asset Management  | Public Works - Utilities | \$50,000           | -                  | -                  | -                  | -                   |
| UV Lights (Wastewater Plant)  | Public Works - Utilities | \$40,000           | -                  | -                  | -                  | -                   |
| Utility Rate Study (Impact Fees/User Charges)                       | Public Works - Utilities | \$25,000           | -                  | -                  | -                  | -                   |
| Woods Court Lift Station Rehab                                      | Public Works - Utilities | \$40,000           | -                  | -                  | -                  | -                   |
| West Bypass 144th Lift Station ( <b>Engineering/ROW</b> )           | Public Works - Utilities | \$500,000          | -                  | -                  | -                  | -                   |
| Highway 169 and Bridge Street Waterline Improvement                 | Public Works - Utilities | \$35,000           | -                  | -                  | -                  | -                   |
| 144th Street Lift Station ( <b>Construction</b> )                   | Public Works - Utilities | -                  | \$1,500,000        | -                  | -                  | -                   |
| West Bypass 144th Lift Station ( <b>Construction</b> )              | Public Works - Utilities | -                  | \$2,000,000        | -                  | -                  | -                   |
| River Crossing (12" Waterline) ( <b>Engineering</b> )               | Public Works - Utilities | -                  | \$100,000          | -                  | -                  | -                   |
| Tower Interconnect at Amory/169                                     | Public Works - Utilities | -                  | \$20,000           | -                  | -                  | -                   |
| Owens Branch Gravity Line Phase #1, Line #1 ( <b>Engineering</b> )  | Public Works - Utilities | -                  | \$500,000          | -                  | -                  | -                   |
| Water Plant Expansion ( <b>Engineering</b> )                        | Public Works - Utilities | -                  | \$1,000,000        | \$1,000,000        | -                  | -                   |
| River Crossing (12" Waterline) ( <b>Construction</b> )              | Public Works - Utilities | -                  | -                  | \$500,000          | -                  | -                   |
| Interconnect Mains at 144th/169 Highway                             | Public Works - Utilities | -                  | -                  | \$20,000           | -                  | -                   |
| Maple Lane (12" Waterline) ( <b>Engineering</b> )                   | Public Works - Utilities | -                  | -                  | \$50,000           | -                  | -                   |
| Highway 92 & Commercial Waterline ( <b>Engineering</b> )            | Public Works - Utilities | -                  | -                  | \$50,000           | -                  | -                   |
| Owens Branch Gravity Line Phase #1, Line #1 ( <b>Construction</b> ) | Public Works - Utilities | -                  | -                  | \$1,750,000        | -                  | -                   |
| Wastewater Treatment Plant Expansion ( <b>Engineering</b> )         | Public Works - Utilities | -                  | -                  | \$500,000          | \$500,000          | -                   |
| Maple Lane (12" Waterline) ( <b>Construction</b> )                  | Public Works - Utilities | -                  | -                  | -                  | \$250,000          | -                   |
| Highway 92 & Commercial Waterline ( <b>Construction</b> )           | Public Works - Utilities | -                  | -                  | -                  | \$200,000          | -                   |
| Owens Branch Gravity Line Phase #1, Line #2 ( <b>Engineering</b> )  | Public Works - Utilities | -                  | -                  | -                  | \$600,000          | -                   |
| Water Plant Expansion ( <b>Construction</b> )                       | Public Works - Utilities | -                  | -                  | -                  | \$5,000,000        | \$5,000,000         |
| Owens Branch Gravity Line Phase #1, Line #2 ( <b>Construction</b> ) | Public Works - Utilities | -                  | -                  | -                  | -                  | \$1,900,000         |
| Wastewater Treatment Plant Expansion ( <b>Construction</b> )        | Public Works - Utilities | -                  | -                  | -                  | -                  | \$5,000,000         |
| <b>Grand Total (Net Cost)</b>                                       |                          | <b>\$1,725,000</b> | <b>\$5,140,000</b> | <b>\$3,890,000</b> | <b>\$6,570,000</b> | <b>\$11,920,000</b> |



|                  |
|------------------|
| 5 Year CIP Total |
| \$29,245,000     |



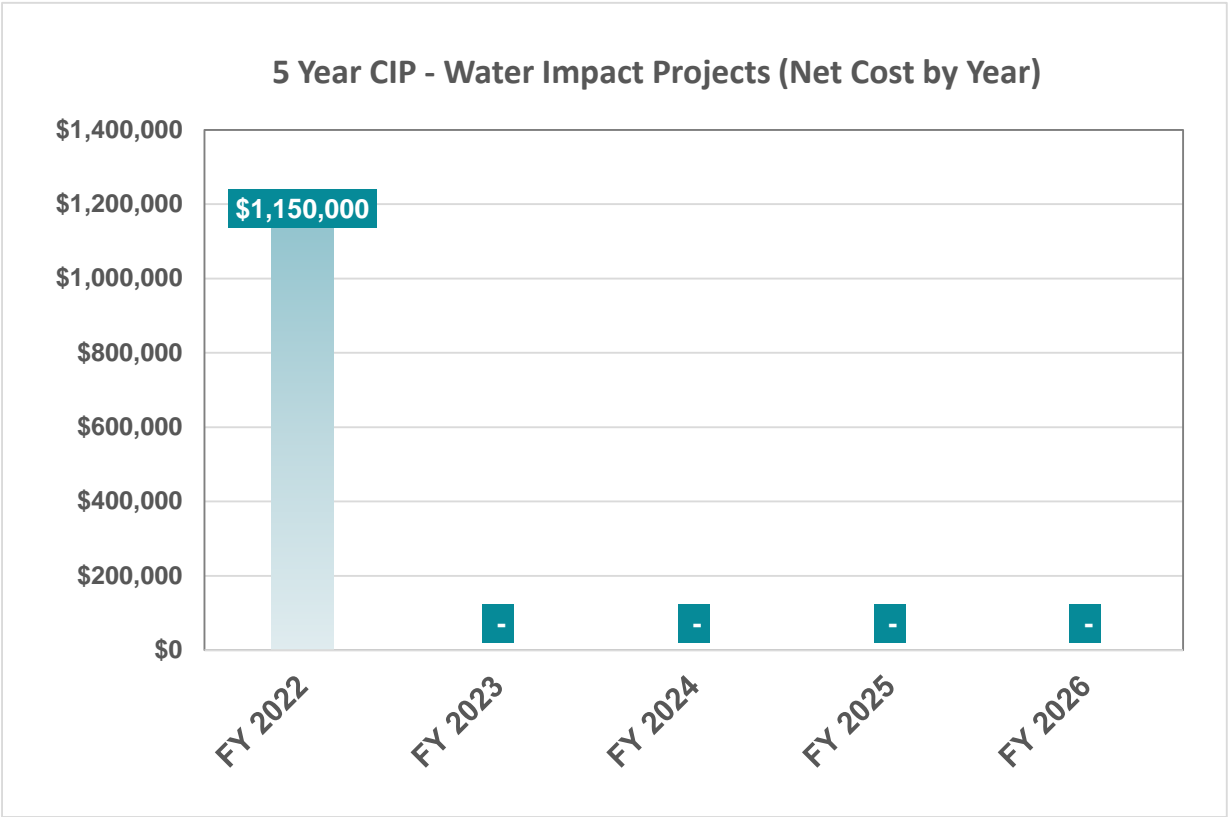
## Pending Projects - Outside 5 Year CIP - CWWS Fund

| Pending Projects   | Department               | Cost Estimate |
|--|--------------------------|---------------|
| F Highway Water Line (E & C)                               | Public Works - Utilities | \$300,000     |
| Quincy Wtrline Replacement (E & C)                         | Public Works - Utilities | \$600,000     |
| Main Street Waterline (River Crossing to Liberty) E & C    | Public Works - Utilities | \$250,000     |
| Helvey Park (12" Waterline) E & C                          | Public Works - Utilities | \$700,000     |
| 169 Waterline (Commercial to SW Tower) E & C               | Public Works - Utilities | \$700,000     |
| Owens Branch Gravity Line Phase #1, Line #3 (Engineering)  | Public Works - Utilities | \$700,000     |
| Owens Branch Gravity Line Phase #1, Line #3 (Construction) | Public Works - Utilities | \$2,500,000   |
| 144th Street to Forest Oaks Gravity Line (Construction)    | Public Works - Utilities | \$3,000,000   |
| Grand Total (Net Cost)                                     |                          | \$8,750,000   |



**5 Year Capital Improvement Plan - Water Impact Projects**

| Capital Improvement Project Name                          | Dept Name                | FY 2022     | FY 2023 | FY 2024 | FY 2025 | FY 2026 |
|---|--------------------------|-------------|---------|---------|---------|---------|
| Loop System at Diamond Crest                              | Public Works - Utilities | \$150,000   | -       | -       | -       | -       |
| Raw Water Pump Station, Valve Vault, Zebra Mussel Control | Public Works - Utilities | \$1,000,000 |         |         |         |         |
| Grand Total (Net Cost)                                    |                          | \$1,150,000 | -       | -       | -       | -       |



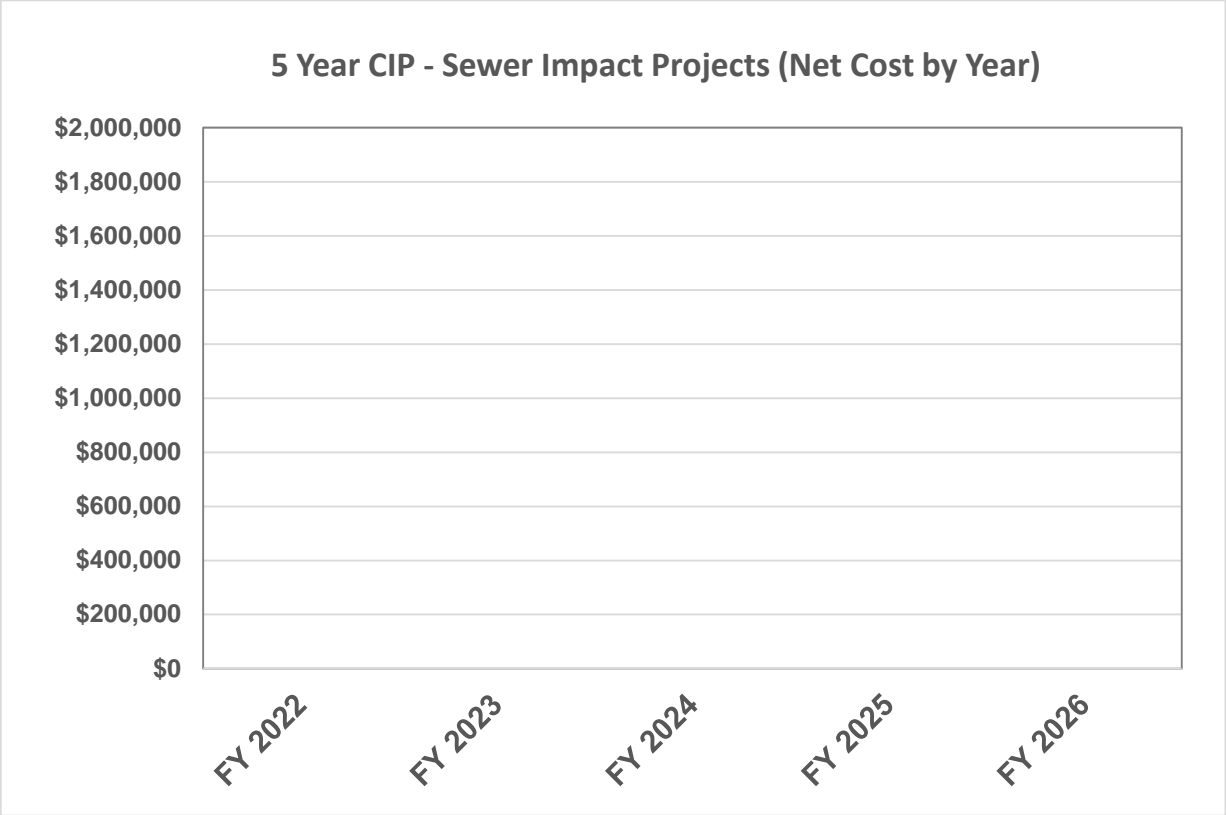
| 5 Year CIP Total |
|------------------|
| \$1,150,000      |

Pending Projects - Outside 5 Year CIP - Water Impact Projects

| Pending Projects |  | Department | Cost Estimate | Year Planned |
|------------------|--|------------|---------------|--------------|
| None             |  | None       | -             | None         |

## 5 Year Capital Improvement Plan - Sewer Impact Projects

| Capital Improvement Project Name | Dept Name | FY 2022 | FY 2023 | FY 2024 | FY 2025 | FY 2026 |
|----------------------------------|-----------|---------|---------|---------|---------|---------|
| None                             | None      | -       | -       | -       | -       | -       |
| Grand Total                      |           | -       | -       | -       | -       | -       |



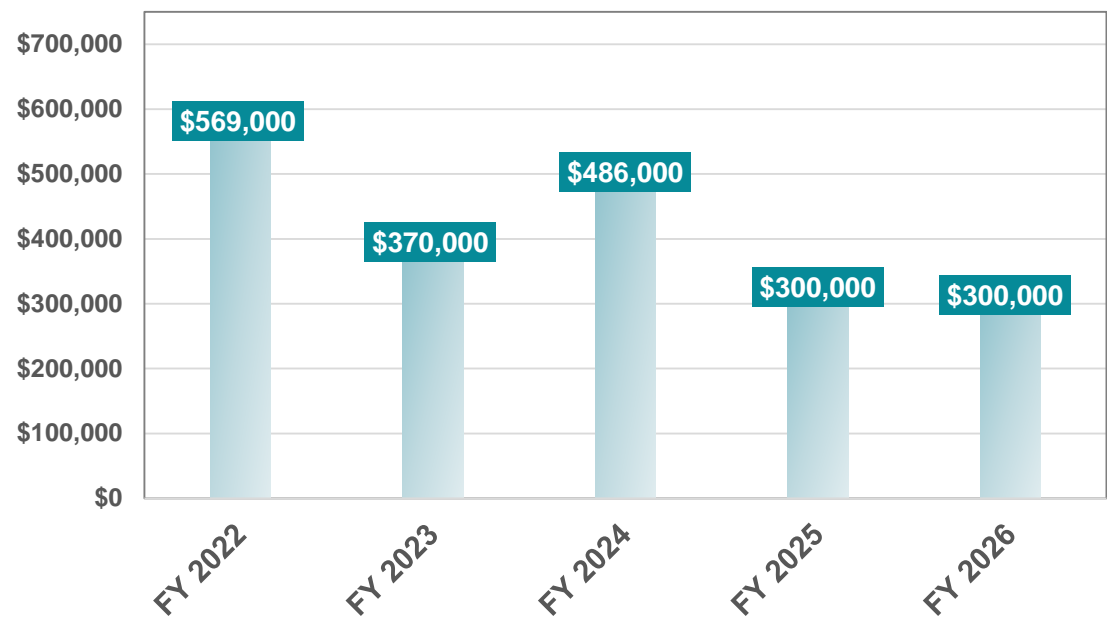
Pending Projects - Outside 5 Year CIP - Sewer Impact Projects

| Pending Projects | Department | Cost Estimate |
|------------------|------------|---------------|
| None             | None       | -             |

## 5 Year Capital Improvement Plan - Transportation Sales Tax Fund

| Capital Improvement Project Name                             | Dept Name    | FY 2022          | FY 2023          | FY 2024          | FY 2025          | FY 2026          |
|--|--------------|------------------|------------------|------------------|------------------|------------------|
| Annual Asphalt Overlay Program                               | Public Works | -                | \$300,000        | \$300,000        | \$300,000        | \$300,000        |
| Asphalt Overlay - Tillman Road (Hwy 92 -144th)               | Public Works | \$250,000        | -                | -                | -                | -                |
| Asphalt Overlay - Hospital Drive                             | Public Works | \$50,000         | -                | -                | -                | -                |
| 4th Street Terrace Road Repairs (After Utility Improvements) | Public Works | \$100,000        | -                | -                | -                | -                |
| Finish Streetscape Phase 2 ( <b>Construction</b> )           | Public Works | \$169,000        | -                | -                | -                | -                |
| Commercial Street Sidewalks ( <b>Engineering</b> )           | Public Works | -                | \$70,000         | -                | -                | -                |
| Commerical Street Sidewalks (MARC Reimbursement)             | Public Works | -                | -                | (500,000)        | -                | -                |
| Commercial Street Sidewalks ( <b>Construction</b> )          | Public Works | -                | -                | \$686,000        | -                | -                |
| <b>Grand Total (Net Cost)</b>                                |              | <b>\$569,000</b> | <b>\$370,000</b> | <b>\$486,000</b> | <b>\$300,000</b> | <b>\$300,000</b> |

5 Year CIP - Transportation Sales Tax Fund (Net Cost by Year)



5 Year CIP Total

\$1,856,000





**Pending Projects - Outside 5 Year CIP - Transportation Sales Tax Fund**

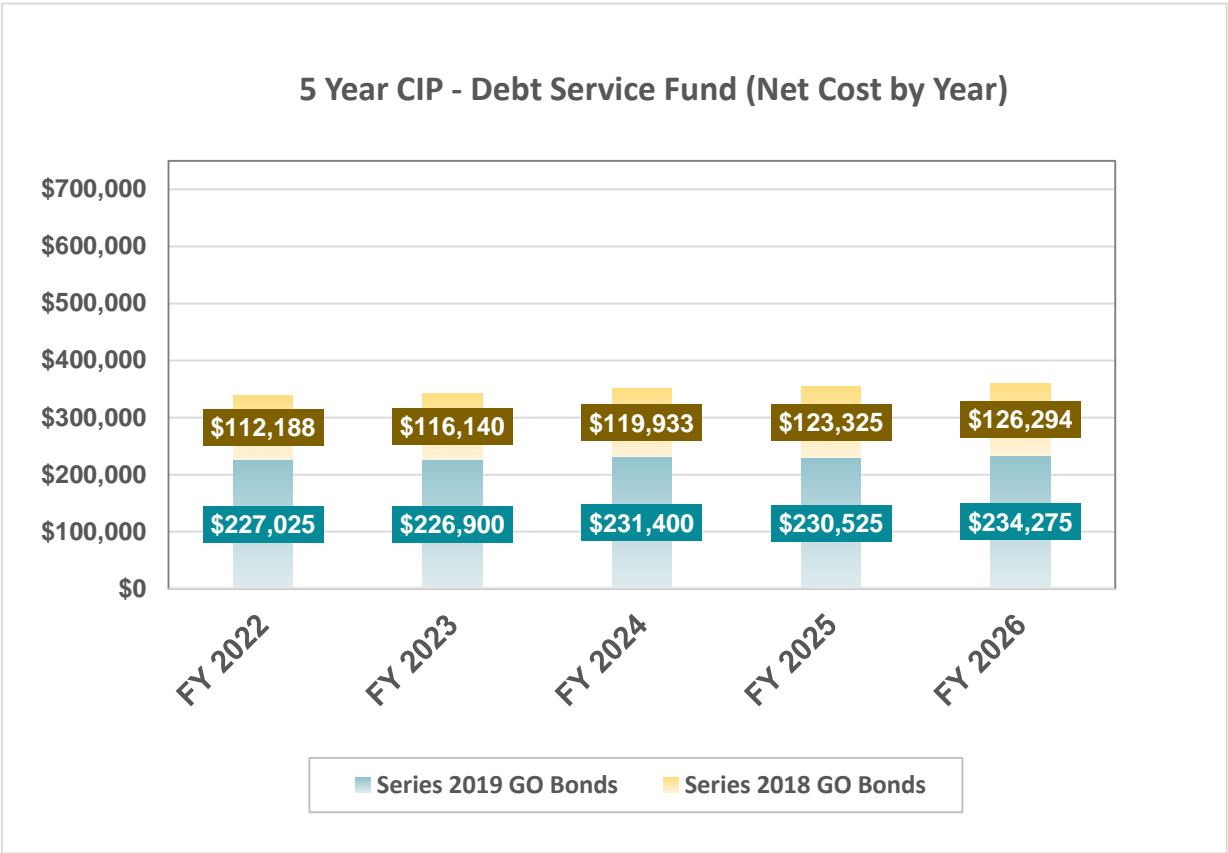
| <b>Pending Projects</b>                                   | <b>Department Name</b> | <b>Cost Estimate</b>    |
|---|------------------------|-------------------------|
| 2nd Street Asphalt Overlay (169 to Bridge)                | Public Works - Streets | <b>\$25,000</b>         |
| Diamond Crest Asphalt Overlay                             | Public Works - Streets | <b>\$175,000</b>        |
| Harborview Asphalt (Newport/Harborview Dr/Fletcher/Mesa)  | Public Works - Streets | <b>\$222,000</b>        |
| 180th Street Asphalt Overlay (169 to Old Jefferson)       | Public Works - Streets | <b>\$332,000</b>        |
| Harborview Asphalt Overlay (Remaining Roads)              | Public Works - Streets | <b>\$725,000</b>        |
| Highland Avenue Asphalt Overlay (Halfway Up Hill)         | Public Works - Streets | <b>\$30,000</b>         |
| North Main - Asphalt Overlay                              | Public Works - Streets | <b>\$200,000</b>        |
| 134th Street Asphalt Overlay (Road Agreement with County) | Public Works - Streets | <b>\$155,000</b>        |
| 176th Street Asphalt Overlay (Road Agreement with County) | Public Works - Streets | <b>\$80,000</b>         |
| South Bridge St --- Asphalt, Curbs, Stormwater            | Public Works - Streets | <b>\$144,000</b>        |
| South Mill Street (Curbs & Stormwater)                    | Public Works - Streets | <b>\$30,000</b>         |
| Seal Coating/Micro-Surfacing Downtown City Parking Lots   | Public Works - Streets | <b>To Be Determined</b> |
| Pope Lane Connection                                      | Public Works - Streets | <b>To Be Determined</b> |
| <b>Grand Total (Net Cost)</b>                             |                        | <b>\$2,118,000</b>      |

### 5 Year Capital Improvement Plan - Debt Service Fund

| Capital Improvement Project Name | Dept Name | FY 2022   | FY 2023   | FY 2024   | FY 2025   | FY 2026   |
|----------------------------------|-----------|-----------|-----------|-----------|-----------|-----------|
| Annual Debt Service Payment      | Finance   | \$339,213 | \$343,040 | \$351,333 | \$353,850 | \$360,569 |

| Debt Service Detail                             | Dept Name | FY 2022   | FY 2023   | FY 2024   | FY 2025   | FY 2026   |
|---|-----------|-----------|-----------|-----------|-----------|-----------|
| Series 2018 (General Obligation 20 Year Bond)   | Finance   | \$112,188 | \$116,140 | \$119,933 | \$123,325 | \$126,294 |
| Series 2018 ----- Principal (Paid March 1st)    | Finance   | \$45,000  | \$50,000  | \$55,000  | \$60,000  | \$65,000  |
| Series 2018 ----- Interest (Paid March 1st)     | Finance   | \$33,830  | \$33,358  | \$32,783  | \$32,150  | \$31,175  |
| Series 2018 ----- Interest (Paid September 1st) | Finance   | \$33,358  | \$32,783  | \$32,150  | \$31,175  | \$30,119  |

| Debt Service Detail                             | Dept Name | FY 2022   | FY 2023   | FY 2024   | FY 2025   | FY 2026   |
|---|-----------|-----------|-----------|-----------|-----------|-----------|
| Series 2019 (General Obligation 20 Year Bond)   | Finance   | \$227,025 | \$226,900 | \$231,400 | \$230,525 | \$234,275 |
| Series 2019 -----Principal (Paid March 1st)     | Finance   | \$100,000 | \$105,000 | \$115,000 | \$120,000 | \$130,000 |
| Series 2019 ----- Interest (Paid March 1st)     | Finance   | \$64,763  | \$62,263  | \$59,638  | \$56,763  | \$53,763  |
| Series 2019 ----- Interest (Paid September 1st) | Finance   | \$62,263  | \$59,638  | \$56,763  | \$53,763  | \$50,513  |

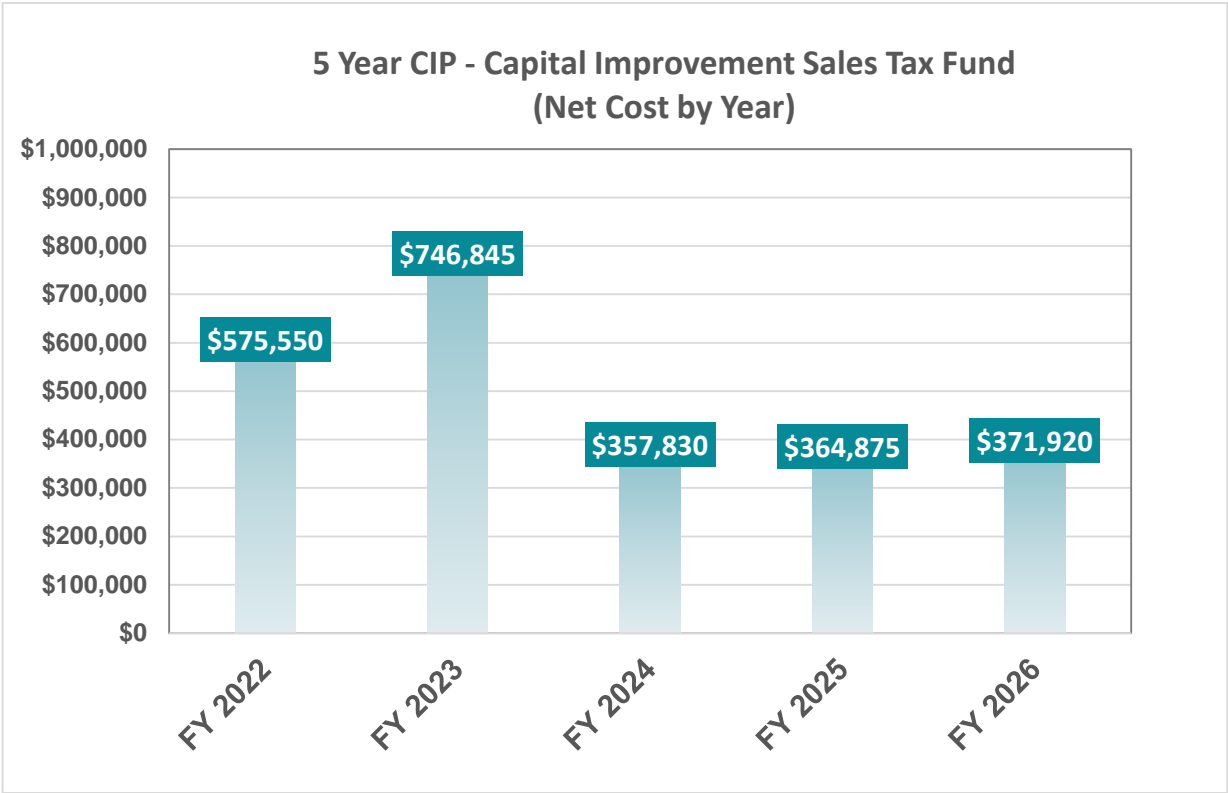


**Series 2018** Final Payment Scheduled for March 1st, 2038

**Series 2019** Final Payment Scheduled for March 1st, 2038

### 5 Year Capital Improvement Plan - Capital Improvement Sales Tax

| Capital Improvement Project Name                                   | Dept Name              | FY 2022   | FY 2023   | FY 2024   | FY 2025   | FY 2026   |
|--|------------------------|-----------|-----------|-----------|-----------|-----------|
| Annual Transfer to Debt Service                                    | Public Works - Streets | \$351,550 | \$354,845 | \$357,830 | \$364,875 | \$371,920 |
| Downtown Streetscape North (Bridge Street) ( <b>Engineering</b> )  | Public Works - Streets | \$97,000  | -         | -         | -         | -         |
| Transfer to Complete Streetscape Phase 2 ( <b>Construction</b> )   | Public Works - Streets | \$127,000 | -         | -         | -         | -         |
| Downtown Streetscape North (Bridge Street) ( <b>Construction</b> ) | Public Works - Streets | -         | \$610,000 | -         | -         | -         |
| MARC Reimbursement ( <b>Downtown Streetscape</b> )                 | Public Works - Streets | -         | (488,000) | -         | -         | -         |
| Downtown Gateway Sign ( <b>Engineering</b> )                       | Public Works - Streets | -         | \$70,000  | -         | -         | -         |
| Downtown Gateway Sign ( <b>Construction</b> )                      | Public Works - Streets | -         | \$200,000 | -         | -         | -         |
| Grand Total (Net Cost)   |                        | \$575,550 | \$746,845 | \$357,830 | \$364,875 | \$371,920 |



| 5 Year CIP Total |
|------------------|
| \$2,417,020      |



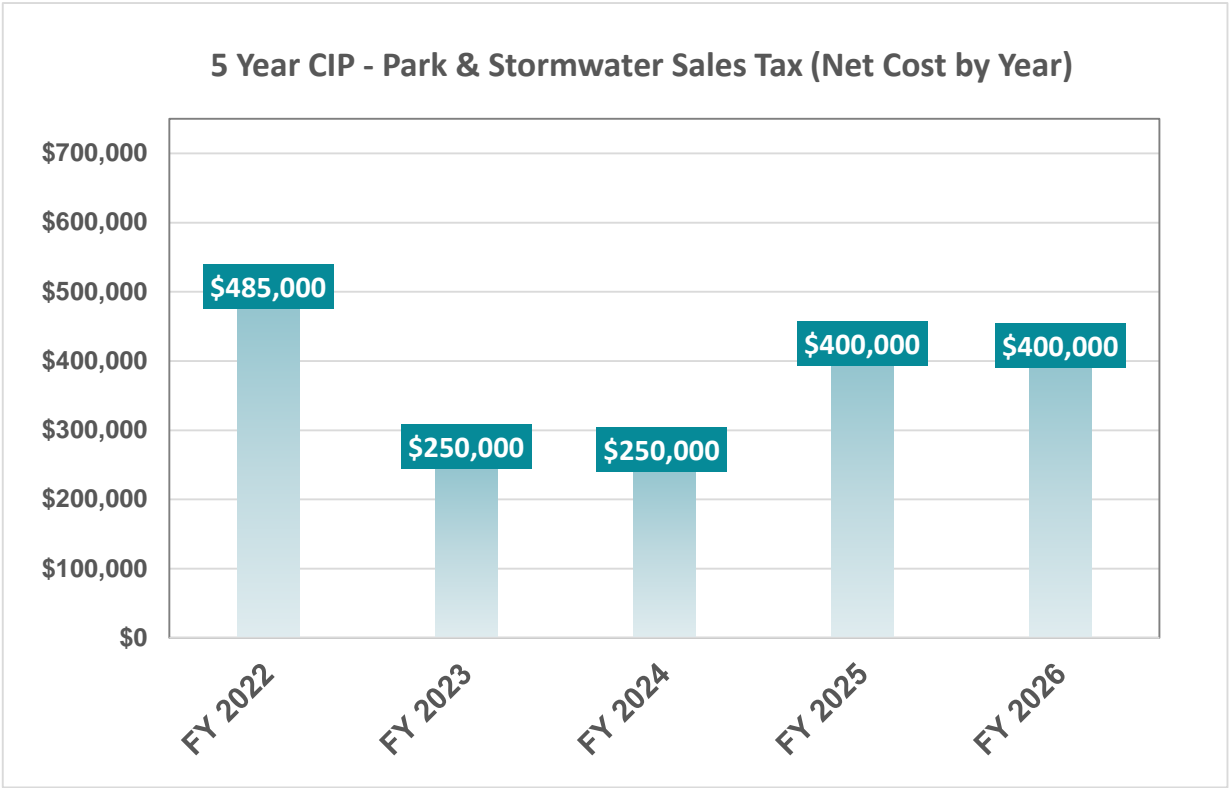
Pending Projects - Outside 5 Year CIP - Capital Improvement Sales Tax

| Pending Projects | Department Name | Cost Estimate | Year Planned |
|------------------|-----------------|---------------|--------------|
| None             | None            | -             | None         |

### 5 Year Capital Improvement Plan - Park & Stormwater Sales Tax

| Capital Improvement Project Name          | Dept Name          | FY 2022          | FY 2023          | FY 2024          | FY 2025          | FY 2026          |
|---|--------------------|------------------|------------------|------------------|------------------|------------------|
| Stormwater Master Plan                    | Public Works       | \$150,000        | -                | -                | -                | -                |
| Quincy Boulevard/Owens (Engineering)      | Public Works       | \$60,000         | -                | -                | -                | -                |
| Diamond Crest Neighborhood Park & Signage | Parks & Recreation | \$275,000        | -                | -                | -                | -                |
| Quincy Boulevard/Owens (Construction)     | Public Works       | -                | \$100,000        |                  |                  |                  |
| Emerald Ridge Neighborhood Park & Signage | Parks & Recreation | -                | \$150,000        | -                | -                | -                |
| Heritage Park - 2 Shelters                | Parks & Recreation | -                | -                | \$150,000        | -                | -                |
| Annual Stormwater Program (Projects TBD)  | Public Works       | -                | -                | \$100,000        | \$100,000        | \$100,000        |
| Smith's Fork Park - Sport Courts          | Parks & Recreation | -                | -                | -                | \$300,000        | \$300,000        |
| <b>Grand Total</b>                        |                    | <b>\$485,000</b> | <b>\$250,000</b> | <b>\$250,000</b> | <b>\$400,000</b> | <b>\$400,000</b> |

| Project Totals By City Department | FY 2022          | FY 2023          | FY 2024          | FY 2025          | FY 2026          |
|-----------------------------------|------------------|------------------|------------------|------------------|------------------|
| Parks & Recreation                | \$275,000        | \$150,000        | \$150,000        | \$300,000        | \$300,000        |
| Public Works                      | \$210,000        | \$100,000        | \$100,000        | \$100,000        | \$100,000        |
| <b>Grand Total (Net Cost)</b>     | <b>\$485,000</b> | <b>\$250,000</b> | <b>\$250,000</b> | <b>\$400,000</b> | <b>\$400,000</b> |



| 5 Year CIP Total |
|------------------|
| \$1,785,000      |





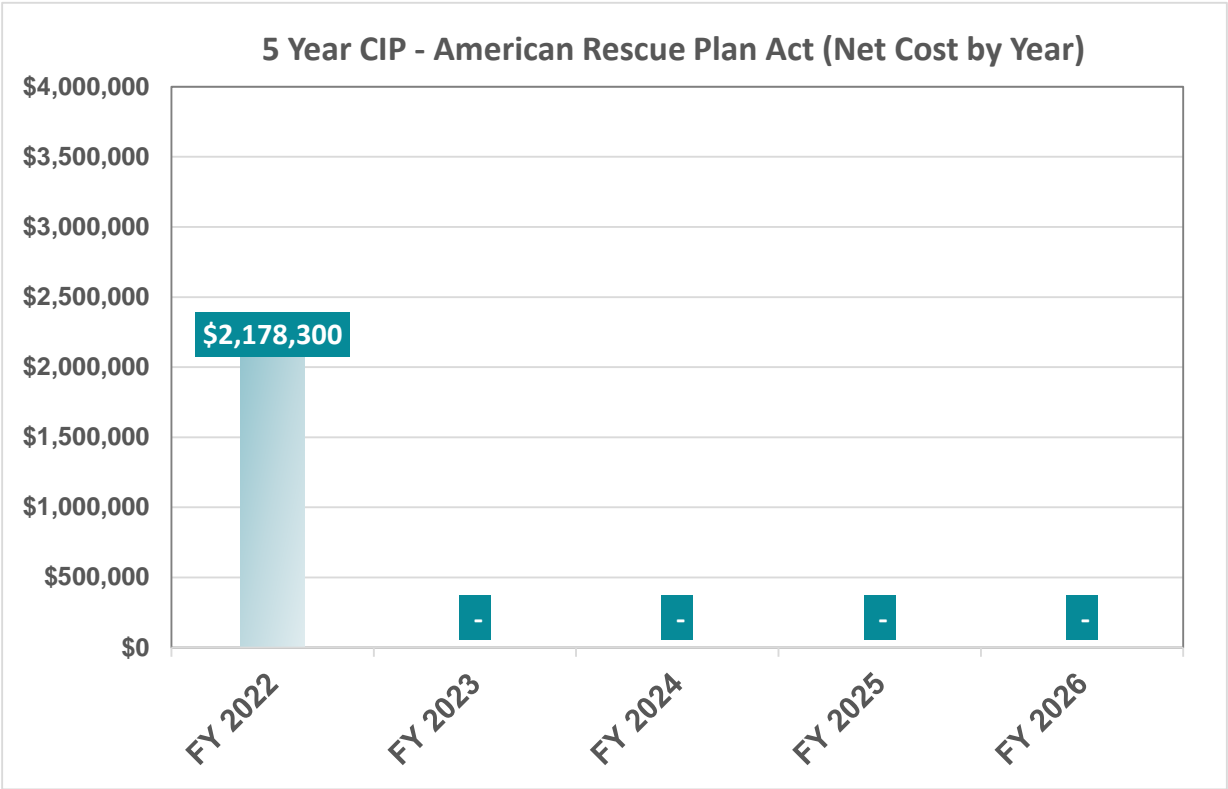
### Pending Projects Outside 5 Year CIP - Park & Stormwater Sales Tax Fund

| Pending Projects  | Dept Name          | Cost Estimate       |
|---|--------------------|---------------------|
| Smith's Fork Park (4 Plex Baseball, Site Development)** | Parks & Recreation | \$3,224,000         |
| Hawthorne Court Park (Public Art and Landscaping)**     | Parks & Recreation | \$108,000           |
| Heritage Park (Major Improvements/Site Development)**   | Parks & Recreation | \$4,557,000         |
| Helvey Park Loop Trail**                                | Parks & Recreation | \$220,000           |
| Wildflower Neighborhood Park**                          | Parks & Recreation | \$330,000           |
| Smith's Fork Park (Destination Development)**           | Parks & Recreation | \$5,235,500         |
| Maple Lane ----- Curbs & Stormwater (Engineering)       | Public Works       | \$15,000            |
| Maple Lane ----- Curbs & Stormwater (Construction)      | Public Works       | \$175,000           |
| North Bridge St ----- Curbs & Stormwater (Engineering)  | Public Works       | \$40,000            |
| North Bridge St ----- Curbs & Stormwater (Construction) | Public Works       | \$200,000           |
| Dundee Road ----- Curbs & Stormwater (Engineering)      | Public Works       | \$18,200            |
| Dundee Road ----- Curbs & Stormwater (Construction)     | Public Works       | \$91,000            |
| South Bridge St ----- Curbs & Stormwater (Engineering)  | Public Works       | \$24,000            |
| South Bridge St ----- Curbs & Stormwater (Construction) | Public Works       | \$120,000           |
| South Mill St ----- Curbs & Stormwater (Engineering)    | Public Works       | \$5,000             |
| South Mill St ----- Curbs & Stormwater (Construction)   | Public Works       | \$25,000            |
| <b>Grand Total Pending Projects</b>                     |                    | <b>\$14,387,700</b> |

**\*\*Proposed project from the Parks and Recreation Master Plan**

**5 Year Capital Improvement Plan - American Rescue Act Plan Fund**

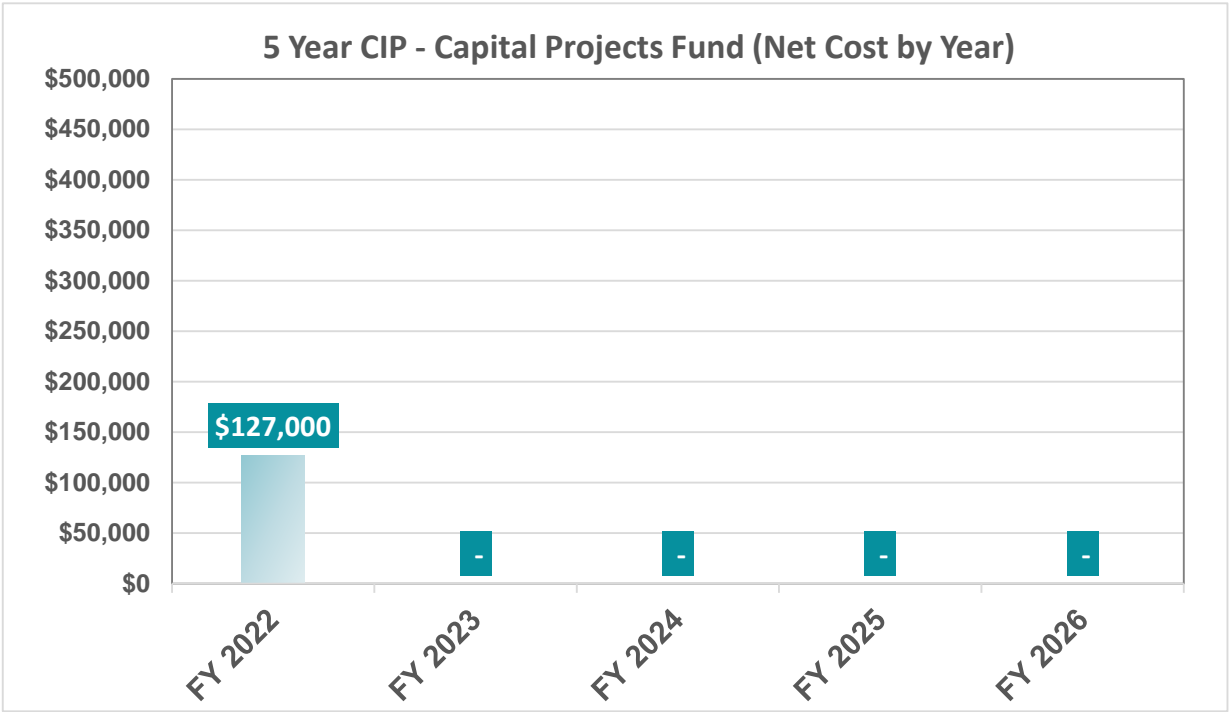
| Capital Improvement Project Name                          | Dept Name                | FY 2022     | FY 2023 | FY 2024 | FY 2025 | FY 2026 |
|---|--------------------------|-------------|---------|---------|---------|---------|
| Raw Water Pump Station, Valve Vault, Zebra Mussel Control | Public Works - Utilities | \$2,178,300 | -       | -       | -       | -       |
| Grand Total   |                          | \$2,178,300 | -       | -       | -       | -       |



| 5 Year CIP Total |
|------------------|
| \$2,178,300      |

## 5 Year Capital Improvement Plan - Capital Projects Fund

| Capital Improvement Project Name                   | Dept Name              | FY 2022   | FY 2023 | FY 2024 | FY 2025 | FY 2026 |
|--|------------------------|-----------|---------|---------|---------|---------|
| Finish Streetscape Phase 2 ( <b>Construction</b> ) | Public Works - Streets | \$127,000 | -       | -       | -       | -       |
| Grand Total  |                        | \$127,000 | -       | -       | -       | -       |



| 5 Year CIP Total |
|------------------|
| \$127,000        |